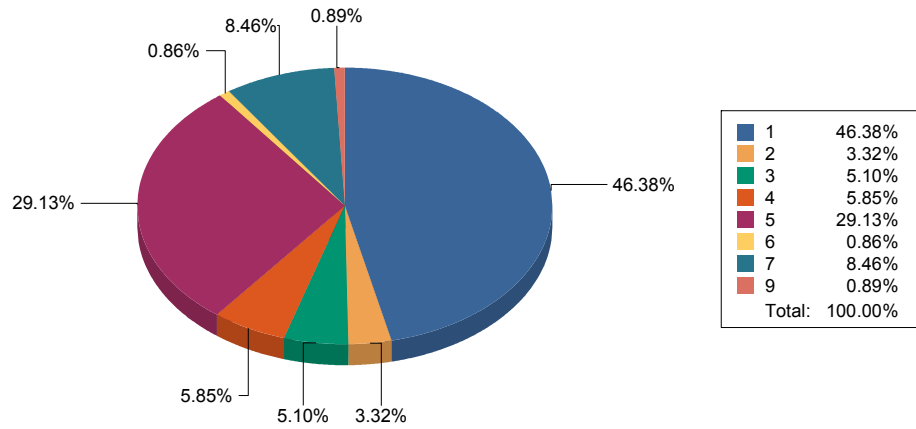


COMPOSICIÓN DEL GASTO POR OBJETO

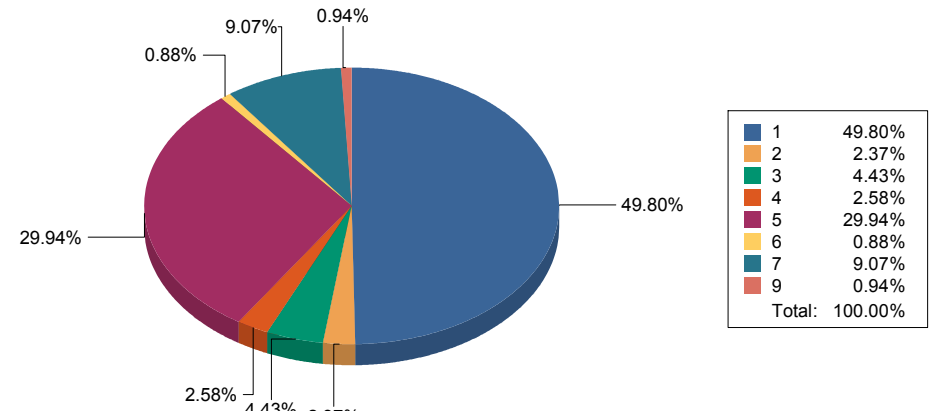
ADMINISTRACIÓN CENTRAL

	ORIGINAL	MODIF.	DEFINITIVO	COMPROMISO	DEVENGADO	PAGADO
INCISO 1	539.258.903	41.817.983	581.076.886	576.026.074	576.026.074	490.782.485
INCISO 2	40.266.834	1.355.266	41.622.100	27.915.237	27.381.893	21.908.257
INCISO 3	64.575.366	-725.798	63.849.568	51.535.957	51.215.458	40.276.492
INCISO 4	105.853.218	-32.539.467	73.313.751	30.667.210	29.851.990	18.858.953
INCISO 5	326.751.106	38.136.150	364.887.256	346.327.450	346.327.450	311.812.938
INCISO 6	20.299.007	-9.489.066	10.809.941	10.179.941	10.179.941	10.179.941
INCISO 7	86.463.682	19.551.169	106.014.851	104.878.947	104.878.947	81.101.449
INCISO 9	2.209.856	8.989.621	11.199.477	10.907.438	10.907.438	9.538.368
TOTAL	1.185.677.971	67.095.859	1.252.773.831	1.158.438.256	1.156.769.191	984.458.884

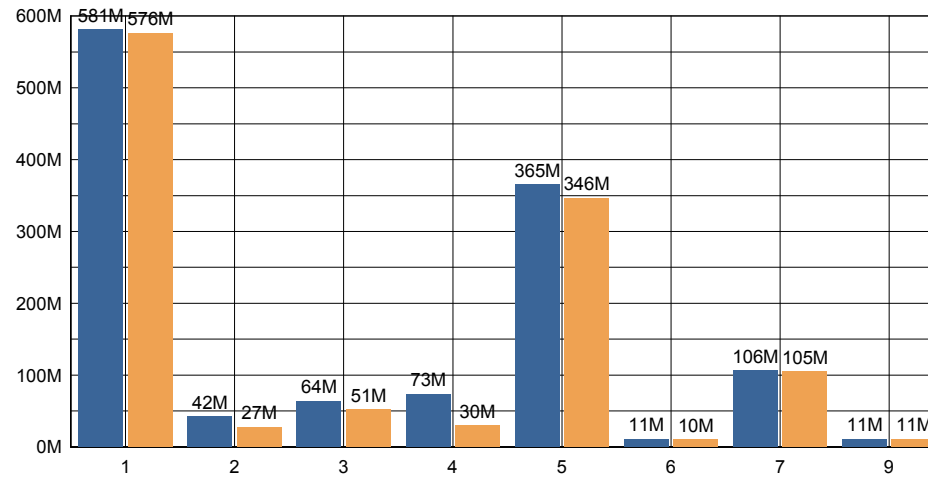
Base Presupuesto



Base Devengado



Credito y Devengado





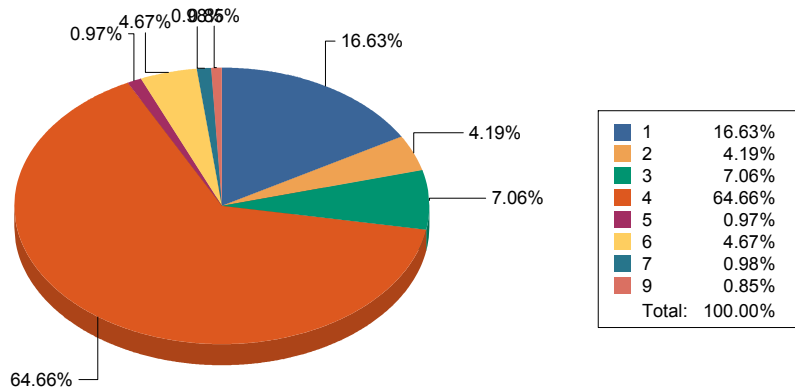
PROVINCIA DE TIERRA DEL FUEGO
ANTÁRTIDA E ISLAS DEL ATLÁNTICO SUR

COMPOSICIÓN DEL GASTO POR OBJETO

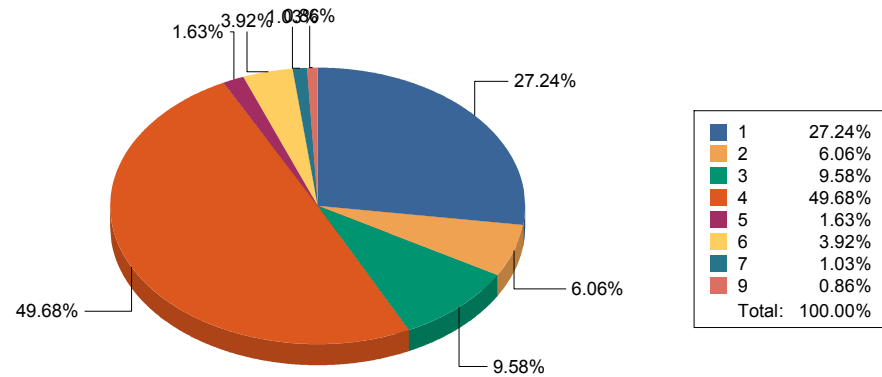
Administración Descentralizada

	ORIGINAL	MODIF.	DEFINITIVO	COMPROMISO	DEVENGADO	PAGADO
INCISO 1	53.265.282	5.241.977	58.507.259	54.161.626	54.141.290	52.795.043
INCISO 2	13.947.227	780.524	14.727.751	12.392.646	12.038.653	11.706.599
INCISO 3	18.303.991	6.533.183	24.837.174	19.559.370	19.045.639	16.878.780
INCISO 4	232.037.116	-4.519.800	227.517.316	143.075.001	98.744.090	87.217.814
INCISO 5	2.007.950	1.400.461	3.408.411	3.239.084	3.239.084	2.890.621
INCISO 6	10.414.282	6.000.000	16.414.282	11.045.127	7.789.196	7.610.314
INCISO 7	4.210.600	-769.000	3.441.600	2.039.198	2.039.198	2.039.198
INCISO 9	629.827	2.360.000	2.989.827	2.326.764	1.716.307	1.667.287
TOTAL	334.816.275	17.027.345	351.843.620	247.838.816	198.753.457	182.805.656

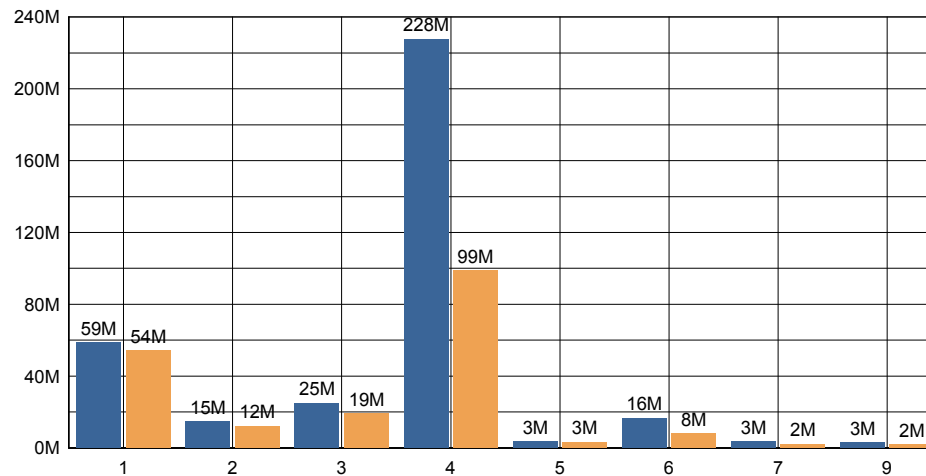
Base Presupuesto



Base Devengado



Credito y Devengado

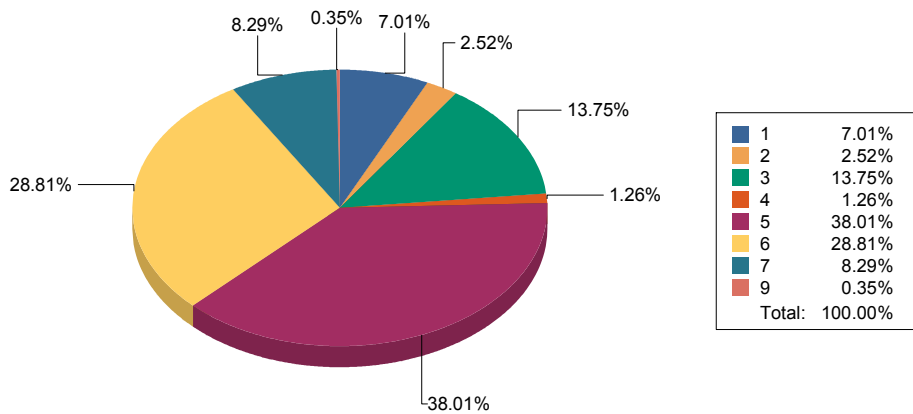


COMPOSICIÓN DEL GASTO POR OBJETO

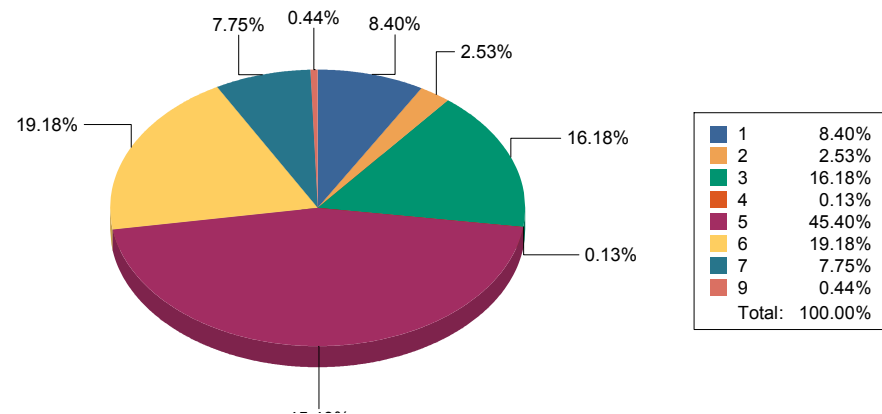
Organismos de la Seguridad Social

	ORIGINAL	MODIF.	DEFINITIVO	COMPROMISO	DEVENGADO	PAGADO
INCISO 1	18.640.014		18.640.014	17.830.999	17.830.999	
INCISO 2	8.598.238	-1.893.000	6.705.238	5.368.832	5.361.739	
INCISO 3	33.835.247	2.716.600	36.551.847	34.471.900	34.325.703	
INCISO 4	4.461.593	-1.120.000	3.341.593	377.324	268.956	
INCISO 5	101.012.848		101.012.848	100.011.170	96.347.539	
INCISO 6	76.160.636	416.000	76.576.636	40.703.770	40.703.770	
INCISO 7	22.139.998	-119.600	22.020.398	16.444.008	16.444.008	
INCISO 9	924.000		924.000	924.000	924.000	
TOTAL	265.772.574		265.772.574	216.132.003	212.206.714	

Base Presupuesto



Base Devengado



Credito y Devengado

